

Florestone Special Needs Products Features

A LEADER IN WHEELCHAIR ACCESSIBLE PRODUCTS.

Florestone is a recognized leader in the manufacture of showers, shower/baths and shower receptors that meet various state and federal requirements. Florestone Special Needs units are known for their ease of installation, convenience in use and durability.

QUALITY YOU CAN TRUST.

Since 1947, Florestone Products Company has built a reputation based on product quality, ease of installation and reliability. Today we serve contractors, engineers, specifiers, architects and builders with products, service and distribution nationwide. The manufacturing methods, craftsmanship and attention to detail of Florestone Special Units Showers are second to none.



FLORESTONE PRODUCTS CO., INC.

2851 Falcon Drive • Madera, CA 93637
T. 559.661.4171 • T. 800.446.8827
F. 559.661.2070 • florestone.com

COLORS

Standard: White

OPTIONAL MANUFACTURERS' MATCH COLORS

AMERICAN STANDARD

Bone	Light Mink	Spring
Candlelight	Loganberry	Sterling Silver
Daydream	Rain Forest	Shell
Fawn Beige	Rhapsody Blue	Warm White

ELJER

Classic Grey	Peach Bisque	Twilight Blue
Dusty Rose	Platinum	Verde
Glacier Blue	Ruby	Zinfandel
Island Sea	Sage	
Natural	Sandlewood	

KOHLER

Almond	Innocent Blush	Teal
Biscuit	Jersey Cream	Tender Grey
Chamois	Mexican Sand	Thunder Grey
Country Grey	Merlot	Timberline
Desert Bloom	Seafoam Green	Wild Rose
Ice Grey	Skylight	

For other colors, call for availability and price.

***Note on Code Compliance:**

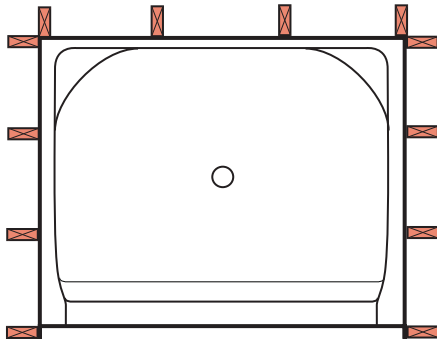
Since local codes and regulations vary Florestone Products will not be responsible for code compliance. Please check with your local city and county building departments for specific regulations or restrictions before ordering.

Florestone Fiberglass Showers Installation Instructions

FLORESTONE SHOWERS SHOULD BE INSTALLED BY A PROFESSIONAL PLUMBING CONTRACTOR.

FRAMING

Complete two sides of the squared and framed pocket according to dimensional drawings



CAUTION

Dimensions may vary $\pm 1/4$ " inch- check unit before installation.

Some Florestone units are too large to pass through doorways. Make sure the unit is in the installation area before framing is completed

NOTE ON CODE COMPLIANCE:

Since local codes and regulations vary, Florestone Products will NOT be responsible for code compliance. Please check with your local city and county building departments for specific regulations or restrictions before ordering.

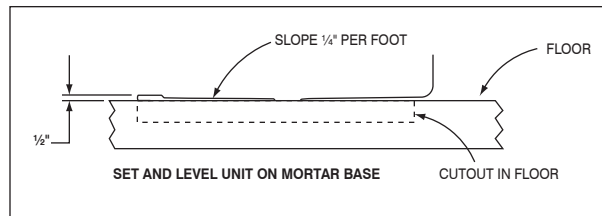


FLORESTONE PRODUCTS CO., INC.

2851 Falcon Drive • Madera, CA 93637

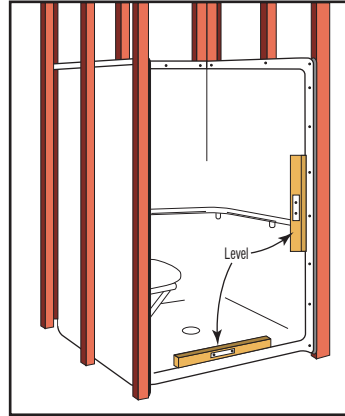
T. 559.661.4171 • T. 800.446.8827

F. 559.661.2070 • florestone.com



PREPARE ROUGH-IN

Special Needs units require a below-the-floor rough-in to meet Federal, State or Local Codes.



SETTING 3-WALL SHOWER UNIT

Remove shipping screws and disassemble walls from unit to carry unit into installation area.

Reassemble unit with shipping screws and place caulking between horizontal and vertical seams of unit.

Apply a finish bead of caulking to horizontal and vertical seams (installer may consider white caulking for a white unit).

Set reassembled unit into position between studs with front firmly on the floor.

SET SHOWER UNIT

It is recommended that shower be set in a bed of mortar. Install unit into position making sure the threshold and side wall are level and plumb.

SECURE UNIT

Fasten back and side wall flanges to studs with large headed #6 galvanized nails. Use #12 sheet metal screws for installation into steel studs.

ROUGH PLUMBING

Rough plumbing must extend 1" above sub-floor or slab. Unit should be located to provide access through the walls to make connections. Lay out accurate location of valves and drill y/ holes. From finished side of unit enlarge holes with a hole saw. For large openings use a saber saw. For fire rated walls, finished wall board must be in place before unit is installed.

CAULK

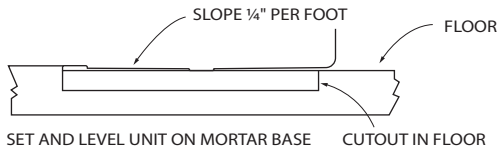
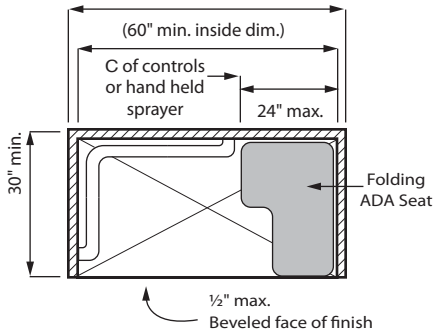
Caulk all openings around valves and outlets with a silicone caulking.

CLEANING

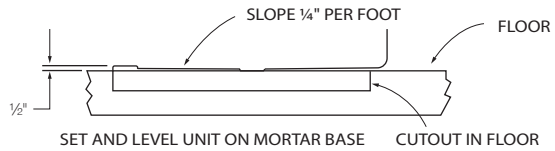
Clean up with liquid detergent and warm water.

AVOID USING ABRASIVE CLEANERS

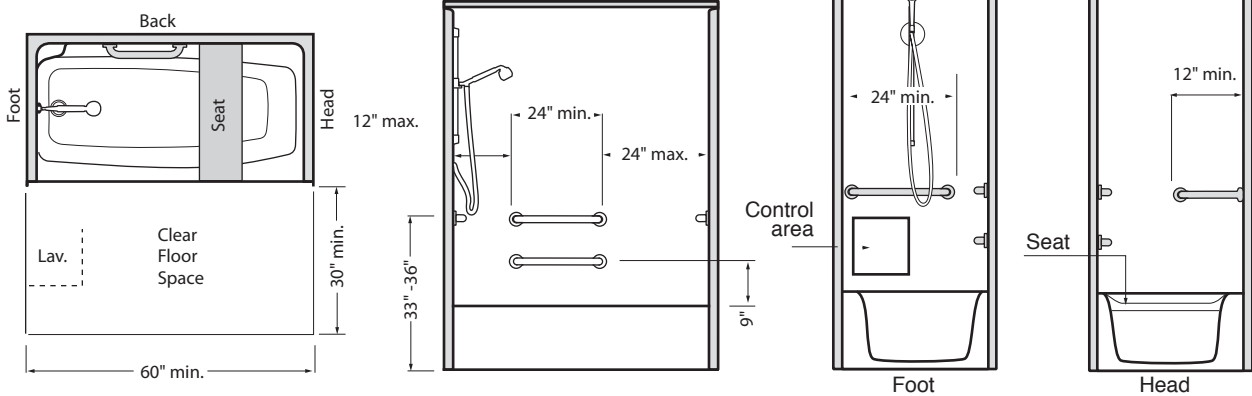
CALIFORNIA ADA REQUIREMENTS



Roll In Shower Installation
Figure 38-A



Transfer Shower Installation
Figure 38-B



FLORESTONE PRODUCTS CO., INC.

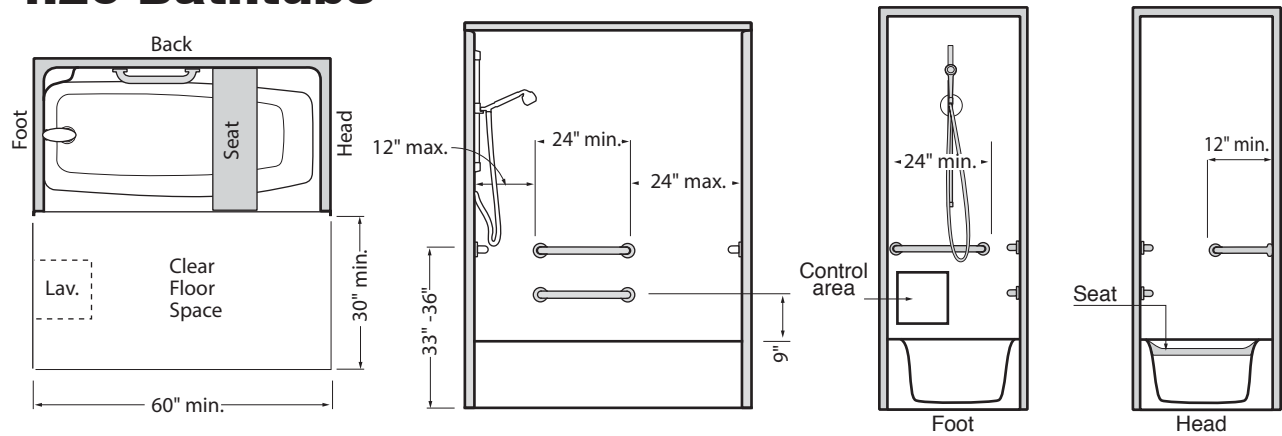
2851 Falcon Drive • Madera, CA 93637

T. 559.661.4171 • T. 800.446.8827

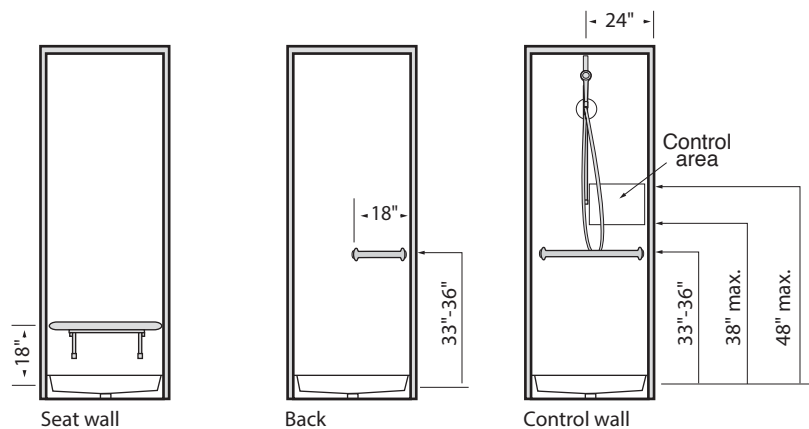
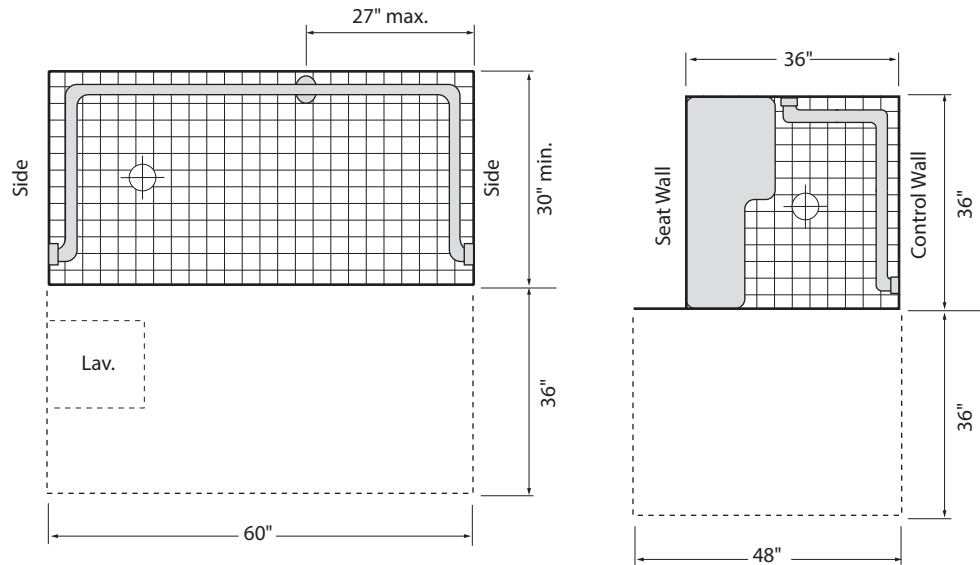
F. 559.661.2070 • florestone.com

ADA CODE COMPLIANCE

4.20 Bathtubs



4.21 Shower Stalls



FLORESTONE PRODUCTS CO., INC.

2851 Falcon Drive • Madera, CA 93637

T. 559.661.4171 • T. 800.446.8827

F. 559.661.2070 • florestone.com

These drawings can aid you in ADA code compliance. Please note that we cannot assume responsibility for code compliance on your specific project. Please check specifications with the appropriate authorities before ordering.