

**Florestone  
Models 80 / 81 / 82 / 83  
Terrazzo Mop Receptors**

**Architect's  
Specifications**


Furnish and install mop receptor as manufactured by Florestone Products Co. Shoulder shall be not less than 4" high inside and not less than 1 3/4" wide. (For high wall model specify: "Not less than 9" high inside and not less than 1 3/4" wide"). Galvanized, bonderized steel flange will extend at least one inch above shoulder on one, two or three sides for installation against stud wall (specify choice). Stainless steel protective cap to be cast integral on all four exposed sides. Drain body shall be brass, cast integral and shall provide for a non-caulked connection (lead caulked optional) not less than one inch deep to a two or three inch pipe (specify 2" or 3"). Mop sinks with 3" drains are supplied with a rubber seal for use on ABS, PVC or steel pipe. Receptor shall be manufactured of tan and white marble chips cast in white portland cement to produce a compressive strength of not less than 3000 PSI, seven days after casting. Terrazzo surface shall be ground and polished with all air holes and/or pits to be grouted and excess removed and sealed to resist stains and moisture. Receptor will be reinforced with 16 gauge wire.

**Note:** Terrazzo is not designed to be used with anything that is over 130 degrees Fahrenheit.

**Note:**  
Specify 6" or 12" height.  
Specify 2" or 3" drain size (3" standard).  
Specify Model Number and size.  
Specify Right Hand or Left Hand where applicable.

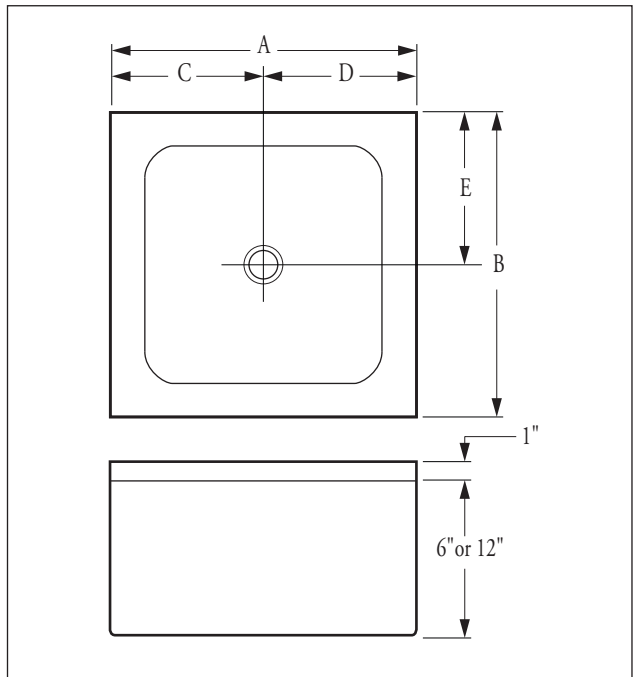
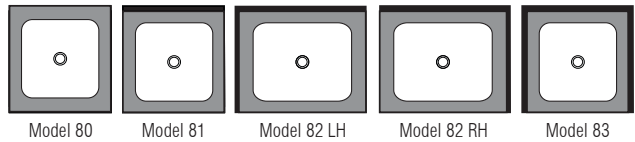


**FLORESTONE PRODUCTS CO., INC.**  
2851 Falcon Drive • Madera, CA 93637  
T. 559.661.4171 • T. 800.446.8827  
F. 559.661.2070 • florestone.com



Shown: Model 81

Flanges: Stainless Steel Caps:



**Dimensions may vary ± 1/4". Please check unit before installation.**

| A   | B   | HT. | C   | D   | E   | WT. |
|-----|-----|-----|-----|-----|-----|-----|
| 24" | 24" | 6"  | 12" | 12" | 12" | 225 |
| 32" | 32" | 6"  | 16" | 16" | 16" | 320 |
| 36" | 24" | 6"  | 18" | 18" | 12" | 295 |
| 36" | 36" | 6"  | 18" | 18" | 18" | 385 |
| 24" | 24" | 12" | 12" | 12" | 12" | 355 |
| 32" | 32" | 12" | 16" | 16" | 16" | 488 |
| 36" | 24" | 12" | 18" | 18" | 12" | 430 |
| 36" | 36" | 12" | 18" | 18" | 18" | 525 |